

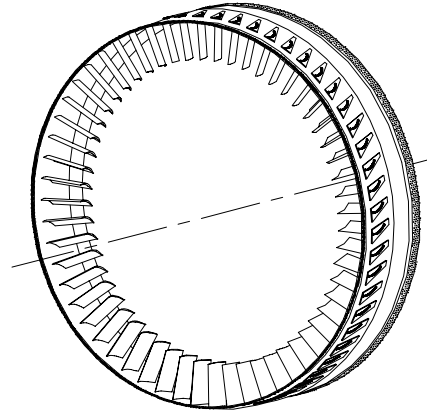


Product Repair Bulletin

P/N 966615/977127

Second Stage Compressor Stator Assembly

NHA: GTCP660 Series APU



OEM Manual Repairs

Repairs for OEM Manual 49-21-03:

- Repair damaged vanes.
- Restore vane locating diameter.
- Procure/install pins.
- Replace dampening adhesive.
- Apply abrasable coating and sealer.
- Apply Sermatel W. (P/N 966615)
- Machine vanes.

Repairs for Service Bulletins:

- Apply Sermatel W per S/B 49-5111.
- Converts 977127-1/2/3/4/5/6/7 to 966615-1/2/3/4/5/6/7.*
- The application/machining of 610NS abrasable coating converts:
 - From 977127-1/2/3/4 to 977127-1/2/3/4 (16724), from 977127-5/6 to 977127-7*
 - and from 966615-1/2/3/4 to 966615-1/2/3/4 (16724), per S/B 49-5926.*

Additional FAA Approved Repairs

Repairs for Britt Metal Major Repair 9011191:

- Fabricate/install -1 vane assembly. (61 total)

Repairs for Britt Metal Major Repair 9802021:

- Fabricate/Install -13 shroud.

Repairs for Britt Metal Major Repair 9405031:

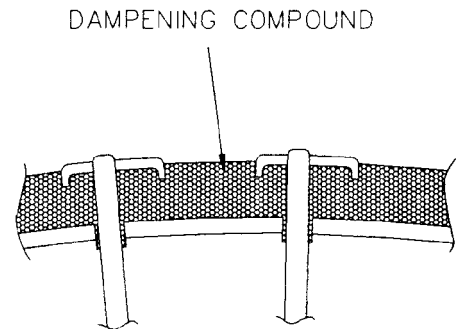
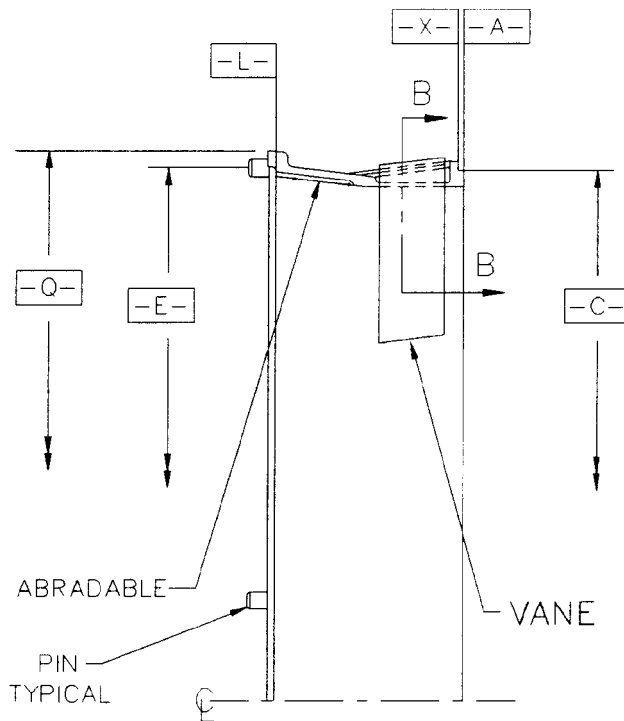
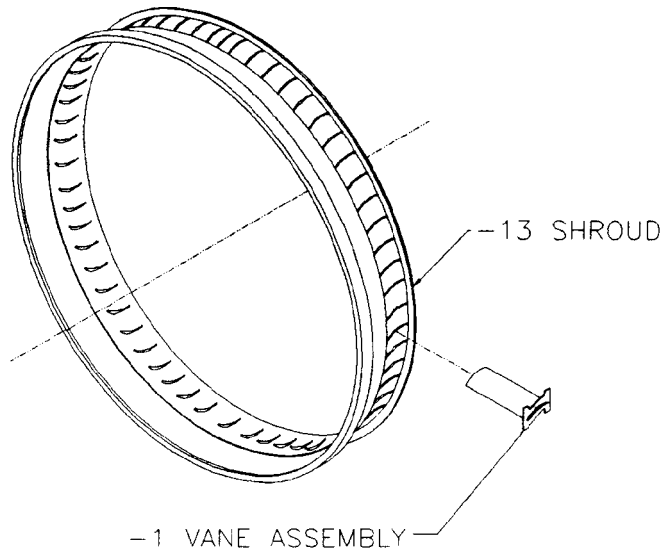
- | | |
|-------------------------|---------------------|
| Metal spray surface A. | Machine surface A. |
| Metal spray surface L. | Machine surface L. |
| Metal spray surface X. | Machine surface X. |
| Metal spray diameter C. | Machine diameter C. |
| Metal spray diameter E. | Machine diameter E. |
| Metal spray diameter Q. | Machine diameter Q. |



Product Repair Bulletin

P/N 966615/977127

Second Stage Compressor Stator Assembly



SECTION B-B

